



Barrier for sheep pen

▶ Ideal for separating sheep, designing stalls, making catchers...

ADVANTAGES

- + Easy fastening (part welded to the structure)
- + Easy to handle, quick installation
- + 100 % galvanised
- + No need for posts




1
14 vertical bars



100% GALVANISED



2
8 horizontal bars



3
75 x 75 mm square

TECHNICAL SPECIFICATIONS

Reference	Description	Dimension L x H
1 03071800001	Barrier for sheep pen 14 vertical bars	2000 x 1200 mm
2 03071800002	Barrier for sheep pen 8 horizontal bars	2000 x 1200 mm
3 03071400006	Barrier for lamb pen	2000 x 1200 mm

Tilting stainless steel drinking trough


With wall mounting or on legs

ADVANTAGES

- + Quick cleaning
- + In stainless steel (no danger of corrosion)
- + Integrated float valve
- + Flexible connection

Tilting stainless steel drinking trough for bolting to the ground

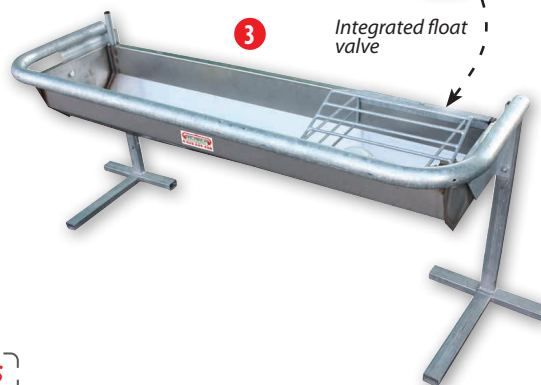
1



3
Integrated float valve

2

Tilting stainless steel drinking trough for mounting on the wall



TECHNICAL SPECIFICATIONS

Reference	Description
1 03080000005	Tilting stainless steel 135 L drinking trough for bolting to the ground
2 03080000006	Tilting stainless steel 135 L drinking trough, wall mounting
3 03080000011	Tilting stainless steel drinking trough with float valve

OPTIONS

Reference	Description
03080000007	360W-24V resistor for 135 L drinking trough
03080000008	Transformer for resistor